



## This Issue

- Lecture – Jane Haworth.....Sept. 5<sup>th</sup>
- Workshop – Lyric Kinard.....Oct. 2<sup>nd</sup>
- Lecture – Lyric Kinard.....Oct. 3<sup>rd</sup>
- WQ Officer & Chairman Reports
- Feature Member Interview
- Call for Entries
- Virtual Quilt Shows, Lectures, & Classes
- Neighborly Guild Calendar
- WQ Member Art

*Safer at Home Edition #6*



## Upcoming Workshops & More



- Quilt artist and teacher, **Jane Howarth** will give a 45-minute Zoom PowerPoint presentation ‘**Living a Creative Life**’ talking about her journey as a quilter, techniques that she uses and her desire to get other quilters into working out of their comfort zone and to play with fabric. Jane says “Give it a go!”. She loves to encourage everyone to be inspired and leave the lecture eager to “play” with their fabrics and supplies. **Saturday, September 5, 2020** at 11:00am from the Comfort of Your Own Home via Zoom
- **Lyric Montgomery Kinard workshop “Bead it Like You Mean it”, on Friday, October 2,** from 10:00am to 1:00pm. details and supplies on page 5
- **General Meeting on Saturday, October 3<sup>rd</sup>** at 10am when **Lyric Montgomery Kinard** gives her lecture “Elements of Art”. Kick-start your creativity and learn about the basic elements and principles of good design. Learn why some colors fizz while others explode, why some quilts calm and some excited. This lecture will help you learn few simple tolls from the artist’s kit that will help take you take your work, whether traditional or contemporary, to the next level. Zoom invitation Link including ID and Password will be sent to all WQ members for this free lecture.
- Virtual Sew In, Saturday, September 26<sup>th</sup>. Sew-ins are a lot of fun. Work on your own project or work on something for Philanthropy. This is a nice opportunity to visit and see what your fellow WQ-ers are creating.
- If you have a quilt to share at the Quarterly Meeting for the “Quilter’s Showcase”, please send the photo ahead of time to Del at [quilterdel@aol.com](mailto:quilterdel@aol.com). She will compile the photos to be shown and you will be able to talk about your quilt as it is shown

## Virtual Presentation

### Jane Haworth

<http://www.janehaworth.com/info>

"Living A Creative Life"

**Saturday, September 5, 2020  
11:00AM**

Zoom meeting invitation will be sent to all members for this free 45-minute presentation followed with Q&A

# ***PRESIDENT'S MESSAGE***

## **September 2020**

Making traditional quilts, wall hangings or art quilts for donation, gifts or personal use is such a rewarding feeling.

I find this craft my therapy. Although I have plenty of unfinished, neglected and abandoned projects, I am always looking for a new style, design or process to dabble in. A couple of months ago I pounded some produce from my garden onto fabric and had mixed results, but even though some of those results were iffy I tried other gifts from the garden. A purple carrot, a cherry tomato and a green bean were my next victims and it was an excited surprise as you can see from the photo. It's amazing the imprint they left. I also saw an episode of QUILTING ARTS TV and experimented with dyeing cheesecloth to use in a sea-scape project. See photo below.



I hope your creative juices are flowing during the "Stay at Home" situation. Don't feel intimidated by trying a new process...

Experiment and explore!

Marianne Simpson  
President Westside Quilters of Los Angeles





# WESTSIDE QUILTERS



Westside Quilters presents a virtual Meeting with speaker:

**Jane Haworth**

<http://www.janehaworth.com/info>

**Saturday, September 5, 2020  
11:00AM**

From the Comfort of your own home via Zoom.  
Zoom invitation Link including ID and Password will be sent to  
all WQ members for this free lecture

Jane will give a Zoom PowerPoint presentation talking about her journey as a quilter, techniques that she uses and her desire to get other quilters into working out of their comfort zone and to play with fabric.

## **Biography**

Jane Haworth is an award-winning professional quilter specializing in custom memory quilts made from T shirts, neckties and many other types of clothing collected over the years. In addition to quilts she makes custom functional art items from repurposed materials. Jane also instructs and when she is not creating works of art for her customers, she does works on her own quilting projects.

"I have been quilting officially since 2003 but did my first experiments in patchwork [hexagons cut out of newspaper], at about the age of 8. I started making art quilts after my first trip to Kauai and came back inspired with colorful images in my head and in photographs that I needed to recreate in fabric. I had previously made a log cabin quilt for my bed which probably was my first official quilt. To learn more, I started recording Simply Quilts on the TV. and watching Alex and her guests exploring all kinds of quilting techniques and styles. But it was the modern techniques and art quilts that really caught my attention. I also bought the book 'Quilts, Quilts, Quilts!' and began working on a sampler quilt with 12" squares. Cutting so precisely and sewing with the 1/4" seam was all pretty new to me and quite restricting, as you can imagine and so I still have about 8 squares still waiting to be completed.

I have been involved with fabric for all my life. My grandmother taught me to sew at a young age and I would design and make some of my own clothes. At 18 I went to college in Carlisle, England and studied Textile Design majoring in weaving. My first real job was working for Laura Ashley in one of their factories that produced clothing, I was trained, becoming proficient and fast on the sewing machine. The best part of this job was the amazing sales on their fabrics. My stash had started!

From here I set up a small business making rag rugs using some of my stash. I even got a stall at the Covent Garden Craft Market to sell them. I next became involved in the Interior design business and used my sewing expertise to make soft furnishings, curtains, drapes, blinds and bedding. It was then that I moved to the U.S. and was shocked to find the fabric choices





in furnishing fabric was so limited very unlike Europe! It seemed that the quilt stores had such a huge range, which we did not have in Europe. It took me a while but I did get in there and start to buy fabric. Then once I began my art quilts I was hooked!

I moved to Auburn, California from England in 1998, with my husband, and two daughters. We have lived here for fifteen years now and I also have an American born son.

I have entered my quilts in quite a few competitions. My first ever entry won me first place for novice quilter, at the Nevada County Fair and I won a sewing machine. In 2005 my 'Ocean Life at Bali Hai' quilt was accepted into the International Quilt Show at Paducah and more recently was displayed at the Pacific International Quilt Fair. Mt 'Tribute to Charley Harper' has been shown at Sister's, Oregon 2009 and the IQA Fall Show 2009, in Houston.


January 2012, I opened my shop on [Etsy.com](https://www.etsy.com) called Happy Quilt Designs and have enjoyed making quilts, purses and wall-hangings for my customers. Most of my business through Etsy are custom orders and each quilt is made using the customers own t shirts and other textile items that they send me.



Other than quilting I enjoy painting pictures, decorating, gardening and traveling. I enjoy writing about the travels that my family and I do and have had articles published in Sierra Heritage magazine.

My biggest love in quilting is color and fabric. Kaffe Fassett has been a big influence on me, I heard him speak at college in 1984 and spent years knitting his sweater patterns. Blending and selecting all those colors in yarn or fabric is the best. The technique I use on my quilts is mostly raw-edge collage appliqué. This allows me to cut, layer then glue the fabrics before machine quilting them. Influences for my quilts come from many places. I use photos of landscapes, sea-life, birds and the work of illustrator Charley Harper."





A Live Virtual Workshop with:

**Lyric Montgomery Kinard**

<http://www.lyrickinard.com/>

**Bead it Like You Mean it**

**Friday, October 2, 2020**

**10:00am -1:00pm**

Workshop cost: \$45.00

*optional kit \$30 \*\**

*Optional kit fee paid directly to Lyric Kinard*

From the Comfort of Your Own Home via Zoom

Add beads of all shapes and sizes to your quilts and wearable art, easily and after you are done quilting. Here's the prize: no knots or mess on the back! Learn to embellish in a way that adds to the overall design instead of looking like an afterthought.

Students will create a small fabric flower collage on batting and learn different beading techniques such as solid line bead embroidery, attaching bugle beads, and creating a beaded bezel used to attach a cabochon to the fabric's surface.

### **Supply List:**

- Seed beads: sizes 11, 15, & 6 OR - beads that your eyes can see and any needle that will fit through their holes!
- Bugle beads
- Cabochon, button (no shank) or flat bead, about 20mm diameter
- Long appliqué needle size 11 (Foxglove cottage straw needles are good)
- Thin cotton or cotton blend batting, 8"x8"
- Fusible Web, 8"x8" Paper backed (regular weight Wonder-under or your favorite brand)
- Two 8x8" squares of solid fabric, one for the flower, one for the background
- Nymo or Sylamide beading thread to match your beads or background fabric

**Optional kits that include all of the above are available at this link:** \$30.00 plus shipping

Please order 14 days before live class to guarantee timely arrival of your kit.

<https://lyric-art.myshopify.com/collections/beading-supplies>

### **Optional but Useful:**

- Any interesting beads or embellishments you might have
- Thimble and needle threader
- Thread snips
- Rubber finger from an office supply store, helps pull your needle
- Lamp or magnifying lamp and extension cord



# MEMBERSHIP

Westside Quilters.....  
..... Yes, yes sign me up!!!



I hope everyone is enjoying their membership to The Quilt Show with Alex Anderson. A little late, I finally started making my blocks trying to use up a little of my stash as I haven't purchased anything new since sometime before March of this year. Next, I am looking forward to the basket quilt.

It's been fun getting together with those of you who have been joining in on the sew-ins and looking forward to getting together again at the end of this week...thank goodness for Zoom. It makes me feel like we are still a group. Looking forward to our next get together.


Sadly, September 15<sup>th</sup> will be the cutoff date to be included in the Westside Quilters roster and to continue to get the Westside Quilters monthly newsletter. You can always rejoin after this date to be added back in.

Luann Jaffe  
Membership Chairperson



Westside Quilters Renewal Form can be found on website:

<http://www.westsidequilterslosangeles.org>





# Leadership.....

Try It! You'll Like It!

Those of us who remember the Alka Seltzer commercials from the early 1970's are familiar with the line "Try It! You'll Like It!" That line, made famous by Alka Seltzer, became a catch phrase, a general offering of advice to keep an open mind.

I have to admit I was skeptical about taking a virtual quilting class. I wasn't really sure it could work, and I wasn't sure I could handle 6 hours on Zoom. But a couple of weeks ago, after enjoying an online presentation by a quilt artist and teacher, I decided to take the plunge. I signed up for a 6-hour class in machine quilting.

Well, all of my misgivings were for naught. The class was great! The teacher was excellent, and she was adept at handling the technology, which made it easy to see all of the demonstrations. It was easy to ask questions, and she could even look at our work and offer solutions to problems. Yes, I missed the personal interactions with the other participants, but there was still a sense of camaraderie and community as we learned together and benefitted from each other's questions. The six hours flew by, and the icing on the cake was I didn't have to pack up any supplies, shlep them to and fro, or unpack them at the end!

So, if you haven't yet taken an online class and are skeptical like I was, I have just one thing to say: Try It! You'll Like It!

Happy quilting everyone!

Barbara Marom-Pollack  
Vice President



Patti Londre	September 6
Virginia Marshall	September 10
Tina Nord,	September 10
Julie Marquez	September 14
Nancy Sharpe	September 17
Rachel Marquez	September 20
Betsy Barker	September 21



# PHILANTHROPY

Hello fellow quilters!

Thank you for continuing to make philanthropy quilts and blocks for us!

I'm happy to report that Westside Quilters donated **33** quilts to *A Child's Dream* for their Back-to-School event held at Mar Vista Gardens. They were thrilled and told us that many people attending their events request quilts! Thank you for your generosity! Our next quilt collection will be in the Fall for *Upward Bound House*.



Please mark your calendars for a virtual Philanthropy Sewing Day on November 7. Similar to last year, we hope to have kits of precut fabric, batting and backing fabric for those who want them. In preparation, please cut your scraps into 3", 4", or 5" inch squares and put aside any large pieces of fabric that you'd like to donate for quilt backs. In addition to the star blocks we have been making, we will have patterns available to assemble 5" squares (or you can just make 9-patch squares with them). See the beautiful quilt Virginia made using her 5" squares!

Stay tuned for more specifics in the coming weeks. If you have any suggestions, please let us know.

If you have any quilts ready to donate, we will be happy to pick them up or you can drop off to either Nancy (Mar Vista) [nancykawahara1@gmail.com](mailto:nancykawahara1@gmail.com) or Lisa (Westchester) [Ldrew007@mac.com](mailto:Ldrew007@mac.com).

Thanks again for your help and generosity!

Stay strong and safe,  
Lisa Drew, Virginia Marshall, and Nancy Kawahara





## TREASURER

Karynn Dittmar, Treasurer

<b>OPENING BALANCE AS OF 6/1/20</b>		<b>6816.25</b>
<b>INCOME</b>		
Membership Dues / Donations	4275.00	
Workshop Fees	455.00	
Bank Adjustment	0.00	
Guest Fees	0.00	
Fabric Sale Fundraiser	0.00	
Amazon	17.97	
<b>TOTAL INCOME</b>		<b>4747.97</b>
<b>EXPENSES</b>		
Workshop Expense	1736.00	
General Meeting Expense	0.00	
Charitable Contributions	0.00	
Administrative Expenses	0.00	
Membership Expenses	1914.00	
SCCQG Insurance	0.00	
Website	225.25	
PO Box Rental	168.00	
Philanthropy / Ed. Expense	0.00	
Printing / Promotion / Admin.	0.00	
Square Up Fees	32.04	
Government Fees	20.00	
<b>TOTAL EXPENSE</b>		<b>4095.29</b>
<b>NET INCOME</b>		<b>652.68</b>
<b>CLOSING BALANCE as of 8/26/20</b>		<b>7468.93</b>



## WEBSITE and Social Media:

The Quilters' Showcase section of the WQ website has been updated with all the members' photos shown at our recent online quarterly meeting along with other photos featured on our Facebook page during the period from April through July. Find them at <http://www.westsidequilterslosangeles.org/Quilters%20Showcase%20August%201%202020.htm>. Meeting screenshots and shots of our workshop on July 31 with Tina Curran have also been added to the Photos page at <http://www.westsidequilterslosangeles.org/photos.htm>.

Please continue to send photos of your finished (or even almost finished) quilts to me at [westsidequilters@yahoo.com](mailto:westsidequilters@yahoo.com) to be featured on our Facebook page and in my Weekly Update Email. Also, any snippets from the internet you find that may be of interest to the rest of our members.

Sally Wright  
Website and Social Media Manager.



**Easy Money for WQ:**

**amazon smile**



<https://smile.amazon.com/ch/27-3145733>

Support Westside Quilters when you shop on Amazon by clicking on this link. Please make sure you are logged into your smile account. Amazon Smile is a free program and you'll find the same low prices, vast selection and convenient shipping options as Amazon.com and Amazon will make a donation to Westside Quilters

If you have any problems, please contact Karynn Dittmar, Treasurer.



## ***Calls for Entry, September 2020***

*By Sally Wright*

As we have learned recently most shows and exhibits this summer have either been cancelled or postponed. PIQF in October and QuiltCon in February have both temporarily changed to a virtual only event. Houston Quilt Festival has finally announced the cancellation of their 2020 show hoping to get some virtual event together for late October. The IQA Judged show that is the centerpiece of Houston Quilt Festival has also been cancelled. Road to California announced last week a hybrid plan with more details to be published soon.

On a personal note - I entered two quilts in the Mancuso Online Quiltfest earlier this month. It seemed to be a great success. The quilts online looked fabulous - lots of eye candy! I received very helpful judges comments on both of my entered quilts. I took an online class from Bethanne Nemesh which I enjoyed and browsed the online vendor mall. So, right now entering a virtual show or exhibition is probably the way to go.

For some great information from a veteran on how to get your work shown see this blog entry from Sue Bleiweiss <https://suebleiweiss.blog/2018/06/14/getting-your-work-out-there/>

I also recommend this blog post from Lyric Kinard on how to choose venues to display your work - <https://lyrickinard.com/2019/05/showing-your-work-choosing-venues/> In fact, there is a whole series of blog posts on getting your work out there that is well worth your time.

Here are some suggestions for quilt entry photography from International Quilt Festival.  
PHOTOGRAPHING YOUR QUILT FOR SUBMISSION

Continuing our notifications for ways to display your quilts and textile pieces to a wider audience... Entering shows is not difficult, but to begin here are a few guidelines:

- Always make sure you read everything in the call including the calendar, requirements, rules, etc. Especially the rules! Will save headaches and disappointment later on.
- Keep a record on your entries so you won't be caught with a quilt needing to go two places at once. Having to remove a quilt from a show or exhibit because you misread the exhibition dates is a no-no. Ask me how I know...
- Having a great photo of your quilt - straight on, in focus, not on a bed or held up showing hands and feet, super important. There is lots of great info on quilt photography on line. Google!
- Don't be intimidated or depressed by a rejection! There are lots of different reasons why a quilt doesn't fit into a specific show. It is usually not because your quilt is bad!

The calls below are just a sample of the many opportunities out there. For more search "Fiber Art Calls for Entry" or "Quilt Calls for Entry"

### **Around the country and the internet this and fall and into winter 2021:**

**QUILT NATIONAL '21** <https://dairybarn.org/quilt-national/quilt-national-21/>

Quilt National 21 is the twenty-second in the series of international juried competitions dedicated to promoting the contemporary quilt by serving as a showcase for NEW work (completed after September 1, 2018) that provides the viewer with an appreciation of the variety of techniques and innovative trends in the medium of layered and stitched fabric. The jurors will select works that represent unique approaches to the medium and demonstrate the breadth and variation of contemporary expressions. Visitors to Quilt National '21 will see the time-honored traditions are



thriving and are being expressed in new forms as today's artists rise to meet the challenges of new techniques and materials. *Entry deadline: September 9, 2020.*

**Pacific International Quilt Festival** - Mancuso Quiltfest has not yet opened the entries for the online Quilt Competition for this virtual show October 14-17, 2020. This will open any day now so be sure to check back to <https://www.quiltfest.com/upcoming-shows-and-events/online-quilt-festival/> .

Land Art: From the Forest to Your Balcony SAQA Members, whether small enough to be displayed on a balcony or large enough to fill a pasture, submit your art to this online Virtual Gallery. <https://www.saqa.com/events/saqa-calls-entry>  
*Entry Deadline September 30, 2020.*

**QuiltCon 2021** <https://www.quiltcon.com/about-quiltcon>. QuiltCon sponsored by the Modern Quilt Guild will be virtual only in 2021. Online entry for the quilt competition begins September 20th and the final date for *entry is November 30, 2020*

**Here and Now/ Now and Then** : A SAQA regional exhibit for Southern California/Nevada Members. <https://www.saqa.com/events/calls-entry/regional-calls-entry>  
Call opens Sep 30, 2020. *Entry Deadline December 30, 2020.*

### **Princess Diana Cherrywood Challenge 2020**

<http://cherrywoodchallengeentry.com>

The Diana Challenge has been postponed a year due to Covid 19. Cherrywood plans to container to tour The Bob Ross Challenge through 2020 and early 2021 due to so many venue cancellations this year. The new entry deadline for the Princess Diana Challenge is *December 31, 2020*. The fabric bundles are still available for purchase.

The challenge is to take inspiration from Diana, Princess of Wales, to create your own unique quilt using a limited color palette: pink and white. You are encouraged to push yourself creatively, think outside the box and create new fiber art. The contest is open to anyone and everyone. All the quilts are the same color, fabric, size and theme.

**Road to California 2021** Matt Reese of Road to California has announced a hybrid show for January - part in person and part online. Hopefully there will be info about the quilt contest soon.

**Sacred Threads 2021** July 15-25, 2021 in Herndon, VA

[http://www.sacredthreadsquilts.com/html/callForEntries.html?mc\\_cid=bbf0e2152d&mc\\_eid=69f255fb2b](http://www.sacredthreadsquilts.com/html/callForEntries.html?mc_cid=bbf0e2152d&mc_eid=69f255fb2b)

This biennial exhibition was established to provide a venue for quilters of all faiths who see their work as a connection to the sacred and/or as an expression of their spiritual journey. The first exhibit was held in 2001 and the exhibit is held in the summer of odd numbered years. The Call for Entry opens October 1. *Entry Deadline is January 10, 2021*

### **A Better World: envisioning the future (IQF Houston, TX)**

*Entry Deadline Spring 2021*

The world is changing on every level, and as we navigate these challenging times, we will have important decisions to make about what our post-corona world will look like. Can we work for cleaner air and water, less carbon dioxide, and cleaner energy supplies? Can we help the millions of people worldwide who do not have enough to eat, or adequate shelter? Can we work for racial and gender equality, and living wages? Can we help those with mental health issues, disease and disabilities? Can we wage peace instead of war? Think about the changes you would like to see in the world, and start planning a piece to enter. We can't wait to see what you create!

Susan Brubaker Knapp and Lyric Kinard are curating this show now postponed to Quilt Festival Houston 2021. This change should give you lots of time to work on a piece to enter next spring. And with everything that is happening right now in the world because of the corona virus, what better time to “envision the future”?

Questions? Contact Sally Wright at [sally@sallywrightquilts.com](mailto:sally@sallywrightquilts.com)



**First Day of Fall, September 22nd**







## **A NEIGHBORLY GUILD CALENDAR**

<b>September 2020</b>	
September 2 Santa Monica Quilt Guild <a href="http://www.santamonicaquiltguild.org">www.santamonicaquiltguild.org</a>	<u>Nina Clotfelter</u> Virtual Meeting
September 5 Westside Quilters <a href="http://www.WestsideQuiltersLosAngeles.org">www.WestsideQuiltersLosAngeles.org</a>	<u>Jane Haworth</u> Lecture:
September ??? Simi Valley Quilt Guild <a href="http://www.simivalleyquiltguild.org">www.simivalleyquiltguild.org</a>	
September 14 LA Modern Quilt Guild <a href="http://www.LAMQG.org">www.LAMQG.org</a>	<u>Teresa Dureya Wong</u> Lecture -
September 9 & 12 Glendale Quilt Guild <a href="http://www.glendalequiltingguild.org">www.glendalequiltingguild.org</a>	<u>Janice Rivera</u> Program: Trunk Show with Laura Heine Techniques Workshop: Laura Heine Collage Quilting
September ??? African American Quilters of Los Angeles <a href="http://www.easysite.com/aaqla">www.easysite.com/aaqla</a>	<u>Meeting</u> – third Sunday of the month
September 16 South Bay Quilters Guild <a href="http://www.southbayquiltersguild.org">www.southbayquiltersguild.org</a>	<u>Colleen Granger</u> Workshop: Rings of Change 3 <sup>rd</sup> Tuesday of the month
September ??? Orange County Quilters Guild <a href="http://www.orangecountyquiltersguild.com">www.orangecountyquiltersguild.com</a>	
<b>October 2020</b>	
October 2 & 3 Westside Quilters <a href="http://www.WestsideQuiltersLosAngeles.org">www.WestsideQuiltersLosAngeles.org</a>	<u>Lyric Montgomery Kinard</u> Program: Elements of Art Workshop: “Bead It Like You Mean It”
October 7 Santa Monica Quilt Guild <a href="http://www.santamonicaquiltguild.org">www.santamonicaquiltguild.org</a>	<u>David Owens Hasting</u> Virtual Meeting
October ??? Simi Valley Quilt Guild <a href="http://www.simivalleyquiltguild.org">www.simivalleyquiltguild.org</a>	
October 12 LA Modern Quilt Guild <a href="http://www.LAMQG.org">www.LAMQG.org</a>	<u>Mary Fons</u> Speaker-
October 14 & 17 Glendale Quilt Guild <a href="http://www.glendalequiltingguild.org">www.glendalequiltingguild.org</a>	<u>Misty Cole</u> Program: Poison bottle Quilt” Workshop Poison bottle Quilt
October 18 African American Quilters of Los Angeles <a href="http://www.easysite.com/aaqla">www.easysite.com/aaqla</a>	<u>Meeting</u> – third Sunday of the month
October 24 South Bay Quilters Guild <a href="http://www.southbayquiltersguild.org">www.southbayquiltersguild.org</a>	<u>Amy Friend</u> Workshop: Magic Spark Quilt

## ***At Home and Surfing the Internet***

*(temporarily replacing OUT AND ABOUT)*

**Story Quilts by Rumi O'Brien** <https://sohe.wisc.edu/research-development/centers-of-excellence/cdmc/design-gallery/2019-20/past-exhibitions/2016-17/crossing-mountains-and-other-adventures-story-quilts-by-rumi-obrien/>

Want to take an **online class with Jean Wells**? <https://stitchinpost.com/pebbles-rocks-stones-2-online-jean-wells>

Need a new free pattern? Here's a tutorial from Jenny Down.

[https://www.youtube.com/watch?v=P-lafuCbKFc&feature=youtu.be&fbclid=IwAR06mY1jS\\_udrQQNSxGablw8VKWVYUGNwSfBGk7FAqDHu\\_Ytp2Kmnok0X\\_Y](https://www.youtube.com/watch?v=P-lafuCbKFc&feature=youtu.be&fbclid=IwAR06mY1jS_udrQQNSxGablw8VKWVYUGNwSfBGk7FAqDHu_Ytp2Kmnok0X_Y)

For all you knitters and crocheters: **Stitches has gone virtual.**

[https://stitches.events/?fbclid=IwAR17QzFZ\\_qvpi7VAXfTw\\_-CTs3CdP\\_5sXjsHXnsqX-ILD1BCQAOASZGi4ZQ](https://stitches.events/?fbclid=IwAR17QzFZ_qvpi7VAXfTw_-CTs3CdP_5sXjsHXnsqX-ILD1BCQAOASZGi4ZQ)

**If you have Acorn from Amazon Prime - a new show about reconstructing period costume.** [https://www.amazon.com/A-Stitch-in-Time/dp/B07QB4VJDP?fbclid=IwAR2lr9-gk1YoDYKuYaV-cjqf9XFpQa\\_1DvUJC6uhQKBvYzyjR7cPe2ap6h8](https://www.amazon.com/A-Stitch-in-Time/dp/B07QB4VJDP?fbclid=IwAR2lr9-gk1YoDYKuYaV-cjqf9XFpQa_1DvUJC6uhQKBvYzyjR7cPe2ap6h8)

**Sew Powerful** improving the lives of girls around the world.

[https://sewpowerful.org/?fbclid=IwAR1t\\_m3HDCCUKmSifLLmPy6TAg0kcvAWNDAdTkMn267aCLRRTVvkvxJABaq8](https://sewpowerful.org/?fbclid=IwAR1t_m3HDCCUKmSifLLmPy6TAg0kcvAWNDAdTkMn267aCLRRTVvkvxJABaq8)

From the NY Times - a new look at **art from recycled clothing.**

[https://www.nytimes.com/2020/08/10/t-magazine/aiko-hachisuka-art-sculpture.html?fbclid=IwAR2cXD-fk44VilF78Bw3pc1\\_bb2JyoUd25M5Mj82LTzDUBThkN8uCUCGxrM](https://www.nytimes.com/2020/08/10/t-magazine/aiko-hachisuka-art-sculpture.html?fbclid=IwAR2cXD-fk44VilF78Bw3pc1_bb2JyoUd25M5Mj82LTzDUBThkN8uCUCGxrM)

Textile Talks - **Patricia Montgomery's quilted swing coats.**

[https://www.youtube.com/watch?v=s0YfvezCX\\_U&feature=youtu.be&fbclid=IwAR2JiWod7bQ73KNaTGypuXyggwQdR0I8ZMhXPOVD6a3r7bMe8ypwtdASCIA](https://www.youtube.com/watch?v=s0YfvezCX_U&feature=youtu.be&fbclid=IwAR2JiWod7bQ73KNaTGypuXyggwQdR0I8ZMhXPOVD6a3r7bMe8ypwtdASCIA)

Enjoy this catalog from another **SAQA exhibition "Under the Western Sun**

[https://issuu.com/saqaart/docs/under\\_the\\_western\\_sun\\_catalog-small?fbclid=IwAR3e5Ppg3GZBldKw8ngPe0Ldr48-eJmkqey-ebR4LihO-J3WdBBQalkGBRM](https://issuu.com/saqaart/docs/under_the_western_sun_catalog-small?fbclid=IwAR3e5Ppg3GZBldKw8ngPe0Ldr48-eJmkqey-ebR4LihO-J3WdBBQalkGBRM)

Pokey Bolton's **Craft Napa will be going virtual in January.** Here's a preview of the online classes. Registration begins in September.

[https://craftingalifellc.com/workshops/?fbclid=IwAR3GlupGJ7uhsRU7WPX-aAIlOcceglwvva52wbYoQKuhqxutaxL\\_kyr8RDQ](https://craftingalifellc.com/workshops/?fbclid=IwAR3GlupGJ7uhsRU7WPX-aAIlOcceglwvva52wbYoQKuhqxutaxL_kyr8RDQ)

**See the Speaker Calendar of the Southern California Council of Quilt Guilds for additional events.** Go to [www.sccqg.org](http://www.sccqg.org) scroll down to the bottom of the homepage and click on the box "Speakers" and see other SCCQG guilds and speakers into 2020.





# WQ Friday Evening, August 28<sup>th</sup> Zoom Cocktail Party...

Make sure to join us for the next one! Email with date, time and Zoom ID link will be sent to all WQ members, watch your email in basket.



## ***WQ Member Articles and News:***

### **QUILTS TO SAVE THE PLANET**

*By Betsy (Janet) Barker*

Luana Rubin used batik fabric with skulls on it to raise awareness of a toxic spill in her quilt "Rocky Mountain Poison". Kathy Nida used a woman's figure covered in trash in her quilt "You Pollute Me". And Galla Grotto pieced a woman's face in her quilt "Mother Earth". These quilts continue the long tradition of political statements made in fabric.

Take time to view all the thought-provoking quilts in the online exhibition [For the Love of Gaia](#) at the International Quilt Museum. The extensive website includes a narrated walk-through of the exhibit as well as images of all of the quilts. The panel discussion gives insight into the artist's process and the inspiration for their works of art.

Signals of climate change surround us today with wildfires and heat waves. Can we donate a quilt to a fundraiser? Can we sell our quilts online and donate the proceeds? What can we do to raise awareness like Luana, Kathy, and Galla?



### **My class with Tina Curran**

*By Karynn Dittmar*

On July 31st I attended the California Poppies workshop with Tina Curran. I have attended Zoom meetings and get-togethers recently but had not taken a live workshop. I looked forward to refreshing my knowledge of foundation paper piecing. By taking a class in your own sewing room you don't have to haul your sewing supplies, fabrics, lunch, etc. to an outside location only to get there and find you forgot the power cord to your sewing machine (I did that once). If you decide you don't have the "perfect" fabric it's easy to go search your stash.

Tina gave very clear instructions and when the workshop was over, I had four large poppies completed. In the following days I continued to make my blocks. The pattern for the class was one of the best I've seen - clear, precise and accurate. I didn't have one problem completing all the blocks and here is my completed top. Next, I will attempt to quilt it.

So, if you have any qualms about taking an online class, don't. It's lots of fun and a great break in these times of trouble.



## **More WQ Member Articles and News:**

### **Recommendation** by *Diana Mercer*

I saw these two Textile Talks and thought they were really fantastic, so I thought I'd pass the info along.

#### **TEXTILE TALKS:**

Tribute to the Civil Rights Movement: Quilted Swing Coats by Patricia A. Montgomery [https://youtu.be/s0YfvezCX\\_U](https://youtu.be/s0YfvezCX_U) (30 minutes)

More about the Swing Coat project: <https://civilrightsswingcoats.com/>

**Patricia A. Montgomery** is a textile and installation artist. Her artwork focuses on African American historical and mythical stories. Her research into her rich African American past feeds her stories. Modified traditional quilting patterns, bright West African fabrics, Batiks are her canvas and all kinds of threads are her paints.

Her historical story quilts transformed into a swing coat representing individuals from the Civil Rights Movement. These swing coats tell the stories of unknown heroines and their major contribution to the most important movement of the twentieth century.

**Marquetta Bell Johnson** Textile Talk: <https://youtu.be/Hf1jmDmo21M> (super interesting presentation on how this disabled artist teaches textiles and quilting to children and disabled people)

**Marquetta Bell Johnson** is a self-taught artist, creating hand-dyed textiles, quilts, and collectibles. In 1989, Johnson was injured in a drive-by shooting and became paraplegic. After nine months in the hospital and two months of intense therapy, Johnson became even more determined to use her art to make a difference. In 2004, Johnson was selected to represent the United States as an International Arts Fellow by VSA and she received the Phoenix Award from the city of Atlanta for her contributions to the local community.



### **Calling All Quilts**

*By Stephania Bommarito*

**SCCQG 2021 Road to California Quilt Conference Special Exhibit  
"Sharing Our Quilts"**

The "Sharing Our Quilts" exhibit is designed to be a showcase for recent (2019-2020) quilts that you have, or you are producing. There is no specific theme or topic, or size limitation. The plan is to share treasured styles of quilting or patterns you relish. This exhibit is all about Southern California quilts created by members of SCCQG Member guilds. Let us fill the long north wall of. There is still plenty of time to enter as the **deadline is November 1, 2020**. The Call for Quilts and Entry Form are posted on the SCCQG website.

Questions may be sent to Stephania Bommarito by email [quiltwizard1024@gmail.com](mailto:quiltwizard1024@gmail.com)



## ***Featured WQ Member:***

### **Betty Seinfeld**

Member Since 2016

Photo of me at Asilomar in a Rosalie Dace class. I love this photo because it is typical of the intensity, we quilters have. See my eyeglasses on head and red value glasses on pondering eyes.



I learned how to sew in 7<sup>th</sup> grade Home Economics. I proceeded to take every clothing construction class they offered all through junior high and high school. I knew about quilts but it was never personal. I began college in 1971. That year I accompanied a friend to her friend's off campus apartment. This girl had this gorgeous "thing" on her bed. It was a quilt. I went home and starting making them. The early ones were hand tied and using all fabrics. That all changed when I took my first quilting class at Louise's Quiltworks in the Sherman Oaks mall. And then it began. Those early quilts used drafting paper for templates, scissors, and pins. In college I majored in Home Economics and Textiles. My professors allowed me to follow my interests and set up Independent Studies. I created a class on making samplers and another on the business side of making and selling quilts.

The next several decades were the typical Los Angeles quilter experience. Various classes at the different quilt stores. My usual weekend activity including visiting all the fabric stores between the Beach cities and Santa Barbara. Longer excursions involved plane trips around the county to quilt shows with the Mancuso's, Houston, Asilomar, and of course Glendale.

One summer I was visiting Nova Scotia with my family. As was my style when I travelled, I checked out the local fabric stores, museums for textiles and any quilt shows. I wandered into a Textile Artist's studio (who remembers her name??) and there was a post card advertising some quilting store that I had never heard of called Sew Modern. I was surprised because I prided myself on knowing EVERY fabric store in the Los Angeles area and beyond. It took almost two years of looking at the post card before I ever visited the store and attended my first Los Angeles Modern Quilt Guild meeting.

I was shocked. The modern quilts were SO SIMPLE. I told a friend, "I would be embarrassed to make something so simple". That year I attend the first QuiltCon in Austin. I was shocked that the Denyse Schmidt quilt was popular. I fell in love with the award-winning Victoria Findley Wolfe Double Wedding Ring. I drank the Kool-Aid.



Denyse Schmidt



Victoria Findley Wolfe

I am in love with the modern quilt movement. I still have roots in my 40 plus years spent in traditional quilting. Now, my perspective is larger. Anything is possible.


When looking for a place to land, I joined Westside Quilters because you allowed me to enjoy all aspects and genres of quilting. I also attend Quilting By the Lake in Syracuse, New York every summer. Below are some of my quilts from before and since my involvement in the Modern Quilt Guild.



My Amish Babies



From Louisa Smith class



Exploring the Square



John Plays a Round of Golf



Class: Sheri Lynn Wood



Inspired by Victoria Findley Wolfe





**WQ Quilters' Showcase** - Finished quilts from our members



**Virginia Marshall**  
from a  
Tina  
Curran  
pattern

**Sally Wright** from an online class with Joe Cunningham



**Barbara Marom-Pollack's** needle turn applique'



**Virginia Marshall** from a Tina Curran idea



Remember to stay safe





## Editor's Note:

From the occasional bird's nest tangle by the bobbin to smooth stitching, thread is king or pest in your sewing projects. The range of fancy expensive brands of thread to the good old staple, Coats & Clarke is amazingly wide, plus the range of colors is dazzling! Some quilter friends swear by Mettler or Aurifill, my old sewing machine is happy as long as the spool of thread isn't meant to pull off of the top. I've learned this the hard way as I joyfully would pick a new spool of thread by the color of the thread rather than how it was wound on the spool. Fifty weight thread is the most common thread weight, but as I have learned piecing and quilting specific projects rather than stitching up a Halloween costume or little girls summer dress require paying attention to thread weight.

My beloved grandma taught me to match the bobbin thread to the top spool of thread. Now as I listen and learn from the masters of the quilting world, I find some quilters prefer to match 50 weight thread on top with a bobbin of 80 weight thread (matching colors). Another, known for dramatic modern quilting, loves to match heavy 28 weight thread on top with 50 weight thread in the bobbin for dramatic emphasis on a portion of a quilted top.

Recently I had reason to sort my thread stash by weight rather than color, and what a wide range I own, 12 wt. (very heavy) to 100 wt. (very fine). In the past I've used the 100 wt. thread in both the top and bobbin, and the stitching melting in to the background, just the way I wanted it to. A little word to the wise, the 100 wt. became too fussy to use towards the end of my project when I was already committed to using it. Live and learn! I'm planning on trying a heavy weight thread to emphasis a design on a new quilt I'm working on, I'll let you know how it works out!



Oh yes, remember to match your thread weight with your needle size, the finer the thread weight the small the needle number.

Stay Safe and Healthy.....  
Happy Stitching,

Debbie Nussbaum  
Newsletter Editor



Remember these old wooden spools?

## Westside Quilters - Virtual Quarterly Meeting - August 1, 2020

**President:** Newly elected President Marianne Simpson welcomed everyone to WQ's first virtual Zoom meeting. She commented that meeting virtually is a new way of life during the pandemic, and Westside Quilters are planning a lot for the next months.

**Old Business:** Barbara Marom-Pollack moved that the minutes of the February 1 Quarterly Meeting be accepted. Sally Wright and Debbie Nussbaum seconded. The motion was passed in a voice vote.

**Treasury:** Karynn reported that we are in good shape and the bank balance was included in the August newsletter.

**Vice-President:** Barbara's articles on Road to California, and the Southern California Quilt Guilds' Council meeting on how to run a Zoom meeting are in the August newsletter.

**Membership:** Luann said WQ now has 70 members and most renewed in time to get the bonus of The Quilt Show membership. She mentioned that it was great that so many renewed during this unsettled time.

**Newsletter:** Debbie welcomes anyone to submit an article to the newsletter.

**Philanthropy:** Lisa thanked everyone who is making quilts to donate. The next donation will be to A Child's Dream in early August. She asked anyone who wants to quilt or bind any donated tops, or put together a top of star blocks to let members of the committee know.

**Programs:** Pat announced that Jane Haworth will give a presentation, "Living a Creative Life", on September 5 which will be open to all Guild members. The two sew-ins that WQ has offered were successful and one in mid-August is planned.

**Website:** Sally asked everyone to keep sending information on virtual shows/classes/interesting tidbits for the weekly update emailed to members and posted on WQ's Facebook page. Send info to the Yahoo email - Westsidequilters@yahoo.com. She also mentioned to keep sending photos of completed quilts for the FB page.

**Quilters' Showcase:** Our first virtual show & tell! Quite a few quilts were shown in a terrific montage coordinated by Del Walker. Del Walker - Sample from Mike MacNamara's class in beachy fabrics, friendship quilt using shrink plastic; Sally Wright - SAQA benefit auction quilt, flower Easter Lily, Exploding Star from a class with Victoria Findlay Wolfe, California Poppy wall hanging; Sandy Ray - String ribbon quilt in Australian fabrics; Elizabeth Morris - Bonnie Hunter mystery quilt "Frolic"; Perla Rothenberg - Zig Zag ufo quilt finally finished; Barbara Marom-Pollack - Self-portrait; circles quilt inspired by Kandinsky, 2 philanthropy quilts; Pat Karasick - Philanthropy quilt started in 2019, Two Sisters design flower quilt; Matt Randall - Laundry Basket wedding quilt that he machine quilted, Baptist Fan quilt machine quilted; Karynn Dittmar - Houses quilt, Laura Heiney pattern quilt, Ann Shaw pattern, fractured quilt from Kathy Doughty, stars philanthropy quilt; Luann Jaffe - older top with African fabrics, Rob Appell quilt, stars philanthropy quilt; Debbie Nussbaum - Sue Benner workshop quilt, rectangles on rectangles quilt; Vicki Bohnhoff - Moravian star ornament; Bobbie Blake - Finished an abandoned Christmas quilt (from 1997), quilted puzzle pieces; Judith McCormack - Child's charity quilt donated to Tennessee tornado victims, Very Hungry Caterpillar quilt, Donna Jordan pattern, Rail Fence quilt, Summer Stars quilt; Marianne Simpson - Art collage quilt from workshop with Susan Carlson, 4 quilts donated to St. John's Oncology Dept.

**Featured Speaker:** Tina Curran's talk was titled "My Design Process: From Concept to Quilt". Tina has been quilting for over 20 years and offers 26 workshops. She doesn't come from a family that quilts, has no official training or degree in Art, in fact her education was in Industrial Engineering. She is mostly self-taught and came to quilting after college. Tina's quilt heroines are Jan Mullen, Yvonne Porcella and Freddy Moran.

Tina starts with an idea, commits it to paper or Word so it doesn't evaporate into the air, and works from there. She is inspired by asking questions about the design or quilt concept she is considering. Usually she has a working plan and knows where she is headed, but everything is always subject to revision. Everything is worked out on paper or the computer before attempts in fabric. Many of Tina's designs are intricately paper pieced so

it can be a process to finalize the idea. She thinks it is a good idea to make visual decisions visually by working the pattern out. Tina uses all kinds of fabrics in her quilts and makes sure to use polka dots, stripes, plaids, graphic designs, florals, black/white, and lots of prints. More is more in her quilts.

Tina covered her design process using a paper-pieced Christmas quilt she made with 9 different blocks. It is an intensive process with revisions, rethinking, lots of work and decisions. She rarely executes snap decisions, her work evolves, meanders, percolates, marinates, and wanders until a mockup is produced. Everything around her inspires ideas.

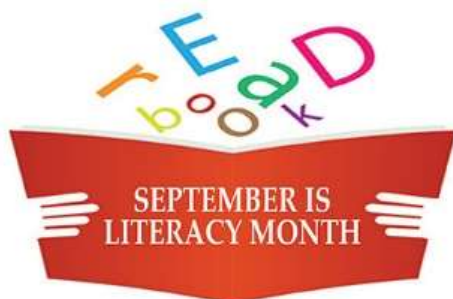
Check out WQ's website for photos from the presentation. It was an informative and fascinating process that Tina uses. And looks like a great deal of work! She advises everyone to find their own style and process and proceed from there.

**President:** Marianne thanked the Board members for all their hard work is producing this first virtual Quarterly Meeting.

Meeting adjourned at 12:00

Respectively submitted,

Terrie Dorio, Secretary





## Westside Quilters Executive Board Virtual Meeting, August 8, 2020

**President:** Marianne called the meeting to order at 1:00. She thanked Sally for coordinating the Zoom meetings and for the weekly emails of interesting news/videos/lectures.

**Old Business:** The minutes of the previous Board meeting were accepted with Sally and Debbie moving and seconding the motion.

**Philanthropy:** Nancy reported that WQ donated 24 quilts to A Child's Dream. Our next contribution will be to Upward Bound in the Fall. The Philanthropy committee is discussing ideas for the Guild's Philanthropy Day in November. Some ideas are collecting 3/4/5" squares to sew together for a simple quilt or the star block, a new block for members to sew, scrappy nine patches with charm squares, and making up kits to give out to Guild members to sew at home.

Batting has been ordered from Sewing Arts Center and a motion was passed to buy 10 partial bolts of fabric from Sewing Arts for backings (Sally moving and Virginia seconding).

**Membership:** WQ has 71 members after the renewal special. Luann said that everyone should have the membership cards to The Quilt Show which were sent out with WQ membership info.

**Treasury:** Karynn said the bank account has \$7461.86. WQ's dues to the Southern California Quilt Council have been paid and our insurance fee is the only current expense due soon.

**Programs:** Pat informed the Board that the Tina Curran Zoom class was good - full of information, clear and well paced. A good first virtual class for the Guild to offer. Her presentation the next day was good too, although she did talk very quickly.

Jane Haworth will be giving a lecture on September 5 which will be open to all WQ members. Lyric Kinard will do an upcoming workshop on beading, Philanthropy Day will be on November 7 and a virtual holiday tea in December is a possibility. A virtual Happy Hour early one Friday evening was also discussed so that members could communicate what they would like to see from the Guild during this unusual time. The Board also discussed how far into 2021 WQ will possibly be doing virtual meetings and workshops, and Pat requested any and all suggestions of possible teachers who do Zoom presentations.

Del reported that the August 1 Quarterly meeting went well, but was a lot of work and that we need several people to coordinate the Zoom platform. The Quilter's Showcase was a success and members sent in a number of quilts for everyone to see.

**Website:** Sally told the meeting that the website is up to date with screenshots from Tina Curran's workshop. Photos to come from the Quarterly meeting.

**Newsletter:** Debbie needs information on upcoming programs as far in advance as we can get them to her.

**New Business:** The next Board meeting will be September 6 at 1:00.

Meeting adjourned at 2:20.

Submitted,

Terrie Dorio, Recording Secretary



## **Next Executive Board Meeting**

The next meeting of the Executive Board will be held, September 6, 2020  
 All members of Westside Quilters are welcome to attend with prior notice to  
[Pres@WestsideQuiltersLosAngeles.org](mailto:Pres@WestsideQuiltersLosAngeles.org).

<p><i>Our Mission</i>                  A new kind of guild organized for educational and charitable purposes; to promote cooperation and the exchange of ideas among quilters; to instruct members in methods and techniques of traditional and contemporary creative quilting; to serve mini-groups and their philanthropic endeavors within the community; to inspire personal achievement.</p> <p>Officers 2020-2021</p> <table style="width: 100%;"> <tr><td>President</td><td>Marianne Simpson</td></tr> <tr><td>Vice President</td><td>Barbara Marom-Pollack</td></tr> <tr><td>Secretary</td><td>Terry Dorio</td></tr> <tr><td>Treasurer</td><td>Karynn Dittmar</td></tr> <tr><td>Program</td><td>Pat Karasick, Del Walker, and Cindi Garacochea</td></tr> <tr><td>Membership</td><td>Luann Jaffe</td></tr> <tr><td>Newsletter</td><td>Debbie Nussbaum</td></tr> <tr><td>Philanthropy</td><td>Nancy Kawahara, Virginia Marshall, and Lisa Drew</td></tr> <tr><td>Website Manager</td><td>Sally Wright</td></tr> </table> <p>Appointed Positions</p> <table style="width: 100%;"> <tr><td><b>Hospitality</b></td><td>Kim Ryan, Matt Randall</td></tr> <tr><td><b>Meeting Set-Up/Take-Down</b></td><td>Marianne Simpson Lisa Drew and Sonja Daniel</td></tr> <tr><td><b>Photographer</b></td><td>Sally Wright</td></tr> <tr><td><b>President Emeritus</b></td><td>Kim Ryan</td></tr> </table> <p>Mailing Address</p> <p style="text-align: center;"><b>Post Office Box 641925                  Los Angeles, CA 90064</b></p> <p><b>Website</b>  <a href="http://www.WestsideQuiltersLosAngeles.org">www.WestsideQuiltersLosAngeles.org</a></p>	President	Marianne Simpson	Vice President	Barbara Marom-Pollack	Secretary	Terry Dorio	Treasurer	Karynn Dittmar	Program	Pat Karasick, Del Walker, and Cindi Garacochea	Membership	Luann Jaffe	Newsletter	Debbie Nussbaum	Philanthropy	Nancy Kawahara, Virginia Marshall, and Lisa Drew	Website Manager	Sally Wright	<b>Hospitality</b>	Kim Ryan, Matt Randall	<b>Meeting Set-Up/Take-Down</b>	Marianne Simpson Lisa Drew and Sonja Daniel	<b>Photographer</b>	Sally Wright	<b>President Emeritus</b>	Kim Ryan	<p>Facebook    <b>We're on Facebook. Check out the banner on the WQ website home page (lower center).</b></p> <p>Amazon    <b>There is a boxed message in the lower center of our website home page giving a direct link to Amazon. By using this link, anything you purchase earns a 4% "dividend" paid directly to WQ. <i>This only works if you enter the Amazon website from the WQ website link.</i></b></p> <p>iGive.com    <b>This is another way to benefit WQ when shopping on the Internet. Here you need to register (the iGive.com logo appears in the lower center on the WQ website home page and links you directly to iGive.com). More than 800 Internet retailers participate (Barnes &amp; Noble, Bed Bath &amp; Beyond, Enterprise Rent-A-Car, Lancome -- to name a few). Follow the instructions at iGive.com.</b></p> <p>Non-Profit Status    <b>Westside Quilters is tax-exempt from Federal income tax under section 501(c)(3) of the Internal Revenue Code, and classified as a public charity under section 170 of the Code, according to the determination letter dated May 26, 2011 received from the Internal Revenue Service. The effective date of exemption is June 17, 2010. Donations to Westside Quilters are fully tax-deductible for individuals and other entities such as corporations, partnerships, trusts; Westside Quilters is qualified to accept tax deductible bequests and gifts or transfers of gifts.</b></p> <p>F.E.I.N.    <b>27-3145733</b>                  (Federal Employer Identification Number)</p>
President	Marianne Simpson																										
Vice President	Barbara Marom-Pollack																										
Secretary	Terry Dorio																										
Treasurer	Karynn Dittmar																										
Program	Pat Karasick, Del Walker, and Cindi Garacochea																										
Membership	Luann Jaffe																										
Newsletter	Debbie Nussbaum																										
Philanthropy	Nancy Kawahara, Virginia Marshall, and Lisa Drew																										
Website Manager	Sally Wright																										
<b>Hospitality</b>	Kim Ryan, Matt Randall																										
<b>Meeting Set-Up/Take-Down</b>	Marianne Simpson Lisa Drew and Sonja Daniel																										
<b>Photographer</b>	Sally Wright																										
<b>President Emeritus</b>	Kim Ryan																										



# Back to School

